



### District Report Card: 2017


<b>State:</b> Meghalaya	<b>District:</b> West Jaintia Hills
<b>Class:</b> 8	<b>Subject:</b> Mathematics
<b>Schools:</b> 48	<b>Students:</b> 1035


### Participation/Coverage


#### Students

<div>GENDER</div> <div></div>	Boys		Girls	
	Number	%	Number	%
	431	41.64	604	58.36

<div>AREA</div> <div></div>	Rural		Urban	
	Number	%	Number	%
	748	72.27	287	27.73

<div>CATEGORY</div> <div></div>	SC		ST		OBC		GEN	
	Number	%	Number	%	Number	%	Number	%
	2	0.19	1024	98.94	4	0.39	5	0.48

<div>CWSN</div> <div></div>	LD	VI	HI	S&LD	ID	Oth
	0	4	2	0	0	0

<div>Management</div> <div></div>	Government		Government-aided	
	Number	%	Number	%
	222	21.45	813	78.55

### Average Performance of Students in Mathematics (%)

Overall	Gender		Area		Management		Social Group			
	Male	Female	Rural	Urban	Govt.	Aided	SC	ST	OBC	GEN
32.83	32.85	32.81	33.89	30.06	35.74	32.04	33.33	32.91	25.00	22.67

## Performance on Learning Outcomes (LOs)

Learning Outcomes	Description	Average Performance(%)
M601	Solves problems involving large numbers by applying appropriate operations	35.70
M606	Solves problems on daily life situations involving addition and subtraction of fractions / decimals	25.34
M620	Finds out the perimeter and area of rectangular objects in the surroundings like floor of the class room, surfaces of a chalk box etc.	28.08
M621	Arranges given/collected information in the form of table, pictograph and bar graph and interprets them	19.19
M702	Interprets the division and multiplication of fractions	27.63
M705	Solves problems related to daily life situations involving rational numbers	34.59
M706	Uses exponential form of numbers to simplify problems involving multiplication and division of large numbers	17.32
M707	Adds/subtracts algebraic expressions	39.42
M710	Solves problems related to conversion of percentage to fraction and decimal and vice versa	19.46
M717	Finds out approximate area of closed shapes by using unit square grid/graph sheet	30.90
M719	Finds various representative values for simple data from her/his daily life contexts like mean, median and mode	44.79
M721	Interprets data using bar graph	41.44
M801	Generalizes properties of addition, subtraction, multiplication and division of rational numbers through patterns	19.65
M802	Finds rational numbers between two given rational numbers	38.13
M803	Proves divisibility rules of 2, 3, 4, 5, 6, 9 and 11	34.55
M804	Finds squares, cubes, square roots and cube roots of numbers using different methods	40.08
M808	Uses various algebraic identities in solving problems of daily life	47.86
M812	Verifies properties of parallelogram and establishes the relationship between them through reasoning	24.42
M818	Finds surface area and volume of cuboidal and cylindrical object	25.29
M819	Draws and interprets bar charts and pie charts	47.44

Range of Performance of Students who Answered Correctly							
Below 30%		30% - 50%		50% - 75%		Above 75%	
Number	%	Number	%	Number	%	Number	%
508	49.08	393	37.97	103	9.95	31	3.00

## Lowest Performing Learning Outcomes (LOs)

- 1 - Uses exponential form of numbers to simplify problems involving multiplication and division of large numbers (17.32)
- 2 - Arranges given/collected information in the form of table, pictograph and bar graph and interprets them (19.19)
- 3 - Solves problems related to conversion of percentage to fraction and decimal and vice versa (19.46)

- 4 - Generalizes properties of addition, subtraction, multiplication and division of rational numbers through patterns (19.65)
- 5 - Verifies properties of parallelogram and establishes the relationship between them through reasoning (24.42)